

GCC Use of Certification Marks

A quick guide for the correct use of your new certification mark.



Contents

Congratulations on your certification!	2
GCC Logo and Certification Marks	3
JAS-ANZ Logo	4
Stationery Examples	5
Marketing Collateral Examples	6
Digital Examples - Websites	7
Digital Examples - Email Signatures	8
Signage & Exhibition Examples	9
Vehicle Signage Examples	10
NDIS Specific Examples	11



Congratulations on your certification!

We share our terms and conditions for using the certification marks with our valued clients to ensure they can meet the certification and accreditation requirements.

Becoming certified to a nationally or internationally recognised standard is of great benefit to your organization. It improves overall performance, builds confidence within stakeholder groups and broadens the scope of new opportunity.

We encourage you to use and promote your certification on collateral such as business stationery, website, email signature, signage and marketing materials.

Within this document you will find direction on utilising and promoting your Certification Mark to it's full potential. It is through this guide we ensure that Certification Marks are used correctly, consistently and professionally, and that you have the appropriate know-how and tools to produce communication material that reflects the distinct GCC brand.

Notification of Changes

Clients are required to notify GCC immediately if:

- ✓ There is any change in the direct or indirect beneficial ownership or control of the business
- ✓ Any significant events including, but not limited to:
 - Fatal incidents
 - Serious injuries
 - Occupational disease
 - Environmental disaster/accident
 - Legal action by a regulatory authority or interested party. (Any audit report/finding by any third party need to be reported to GCC in next surveillance audit)
 - Ceasing to carry on business
 - Ceasing to be able to pay its debts as they become due

Suspension and Withdrawal of Certification

A Certificate may be suspended, withdrawn or cancelled for a limited period or permanently in situations such as the following:


- ✓ Failure to meet the requirements for maintaining the certification of management systems, relevant legislation requirements, or the certification agreement.
- ✓ Failure to take effective corrective actions to identified non-conformities within the set time limit
- ✓ Failure to pay the fees due upon written notice from GCC
- ✓ Improper use of the certification status, the Certificate of Registration, or the GCC and/or JAS-ANZ Certification mark or logos
- ✓ If the client voluntarily and officially requested a suspension in writing
- ✓ Failure to undergo a surveillance audit according to certification program set by GCC

GCC Logo and Certification Marks

- ✓ Clients may only use the Certification Mark corresponding to the standard(s) and the scope that Certification is based on.
- ✓ Clients can only use a Certification Mark, which they have been provided with a valid Certificate of Conformity.
- ✓ Clients with multiple sites can only use the Certification Mark corresponding to the site(s) that they have been certified. The Certification Mark must not be used in any way to create an assumption that not included sites are certified.
- ✓ The Certification Mark may be shown on Client's letters and other public relations material such as business cards, website and email signature.
- ✓ The Certification Mark must not be used on product or in any way to create an assumption that it is a product Certification Mark or that a product has been certified.
- ✓ The Certification Mark must only be shown in standard size and design.
- ✓ The Certification Mark must never be shown as larger than Client's own logo, but the certification Mark must always be shown in its entirety.
- ✓ Client will consult with GCC in respect of use of the Certification Mark if necessary.
- ✓ In case of suspension or withdrawal of a certificate client must discontinue its use of all advertising matter containing a reference to Certification.
- ✓ In case of incorrect reference to Certification status or misleading use of certification documents or marks, GCC may request corrective actions, suspension or withdrawal of certificate, publication of the transgression or, if necessary, legal action.
- ✓ The Certification Mark must not be applied to laboratory test, calibration or inspection reports, as such reports are deemed to be products in this context.



Size Guide



The Certification Mark must never be shown as larger than Client's own logo, but the certification Mark must always be shown in its entirety.

Reversed, Monochrome (White or Black) Examples




If the Certification Mark is to be used on a dark background the black elements of the GCC logo can be reversed out to white. If preferred the logo can also be used in Monochrome to suit your brand.

JAS-ANZ Logo


- ✓ The client may place the Accreditation Symbol adjacent to the name and/or certification marks of GCC and own logo.
- ✓ The dimensions of the JAS-ANZ Symbol and the GCC certification mark are proportionately equal in height.
- ✓ The Accreditation Symbol is only to be reproduced in the colour combination shown here. These colours are: PMS Reflex (Blue) and PMS 485 (Red).

If the Accreditation Symbol is to be used on a coloured background it should be reversed out in white.
- ✓ However, the symbol may be reproduced in a single colour to conform to existing pre-printed stationery or newspaper and magazine articles.
- ✓ The URL for the JAS-ANZ register (www.jas-anz.org/register) must be displayed. If the Accreditation Symbol is used more than once in the same document, the URL need only appear in the first instance.
- ✓ The Accreditation Symbol may be uniformly enlarged or reduced but shall be sufficiently large for the wording to be clearly legible.
- ✓ The Accreditation Symbol may be embossed or stamped when used on paper.
- ✓ Electronic copies of the JAS-ANZ symbol may be obtained from the GCC office.



WWW.JAS-ANZ.ORG/REGISTER

Size Guide



The dimensions of the JAS-ANZ Symbol and the GCC certification mark are proportionately equal in height.

If the Accreditation Symbol is to be used on a coloured background it should be reversed out in white.

Stationery Examples

Letterhead, With Compliments, Envelopes and Business Cards



Visuals shown are for example only

Marketing Collateral Examples

Brochures and Flyers

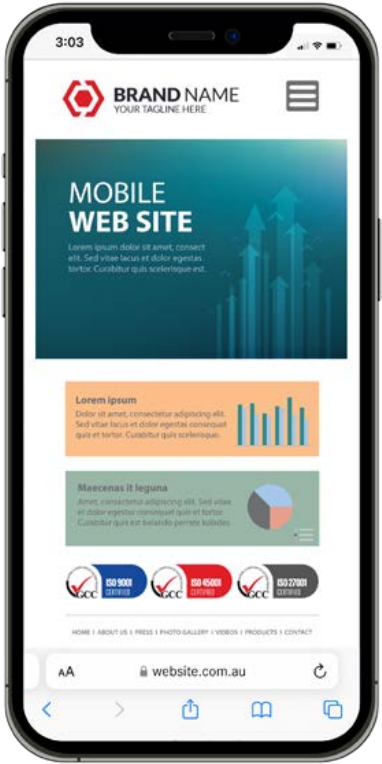


Visuals shown are for example only



Digital Examples – Websites

Websites



Visuals shown are for example only

Digital Examples – Email Signatures

Email Signatures

Visuals shown are for example only



Signage & Exhibition Examples

Office/Factory, Displays and Exhibitions



Visuals shown are for example only



Vehicle Signage Examples

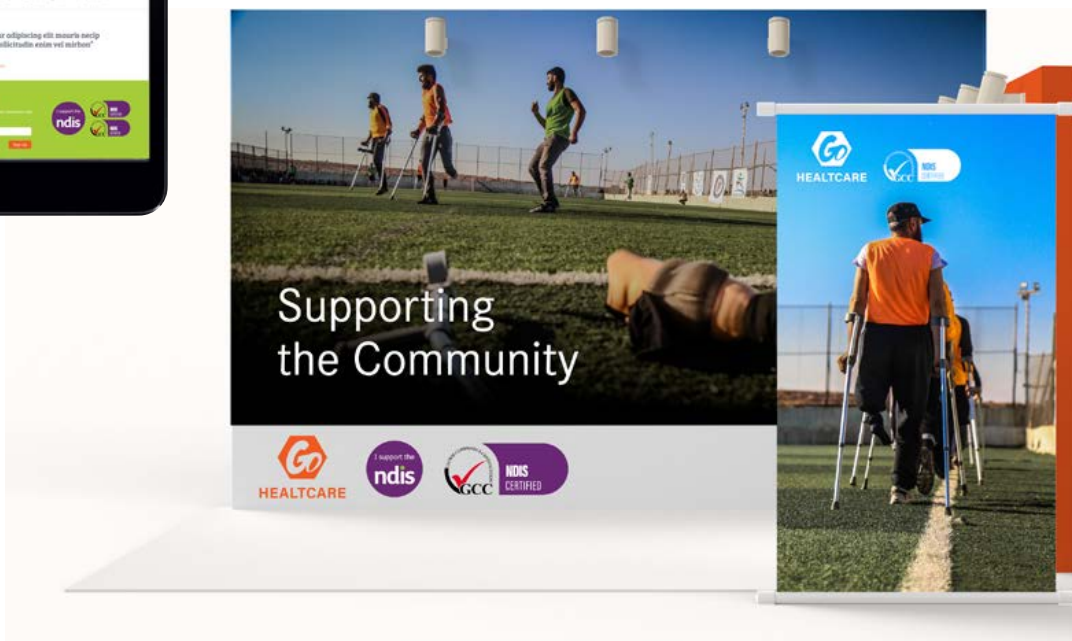
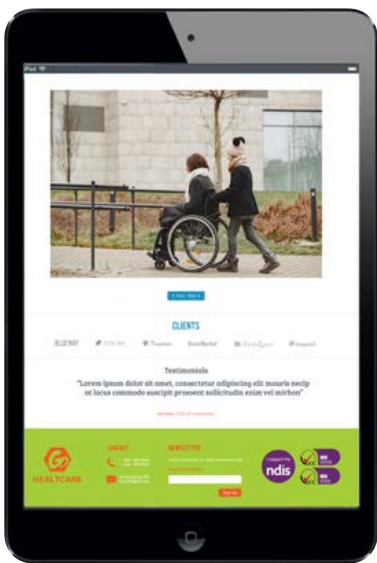
Company Vehicles



Visuals shown are for example only

NDIS Specific Examples

Websites, Exhibitions and Showrooms



Visuals shown are for example only

gccertification.com

If you would like to discuss or require further clarification as to how your Certification or Accreditation Mark or Symbol can be used, please call GCC on the number below for further consultation.



HEAD OFFICE

Level 1, 77 Pacific Highway
North Sydney NSW 2060
Australia
T 1800 444 800

UNITED STATES

300 Spectrum Center
Drive, Suite 400, Irvine,
CA 92618
T +1 800 400 9594